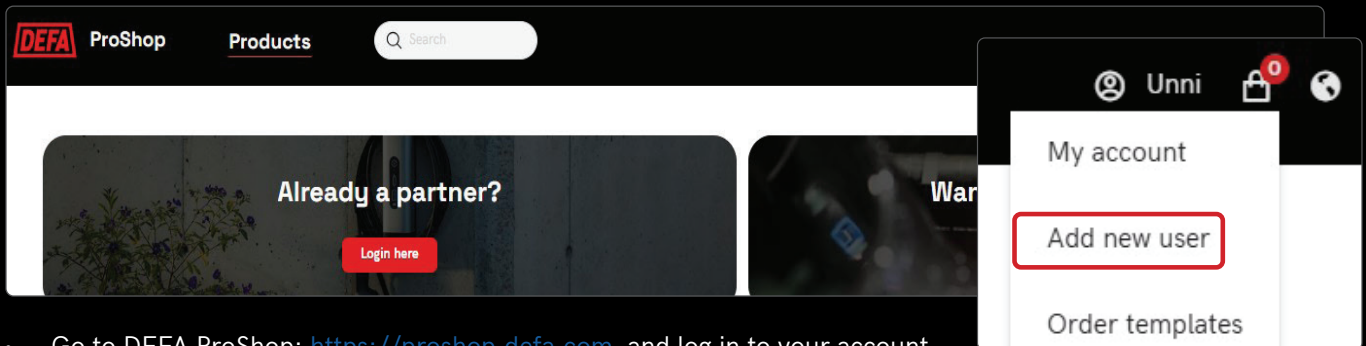

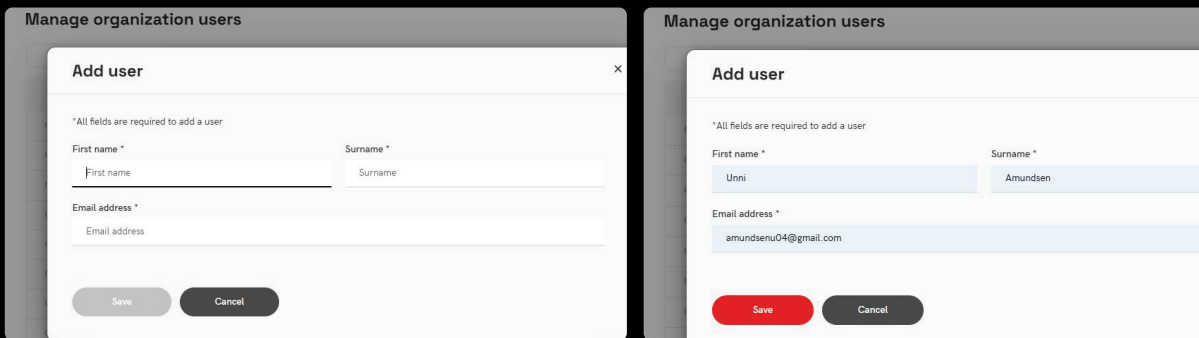


# DEFA ProShop - Invite your colleagues

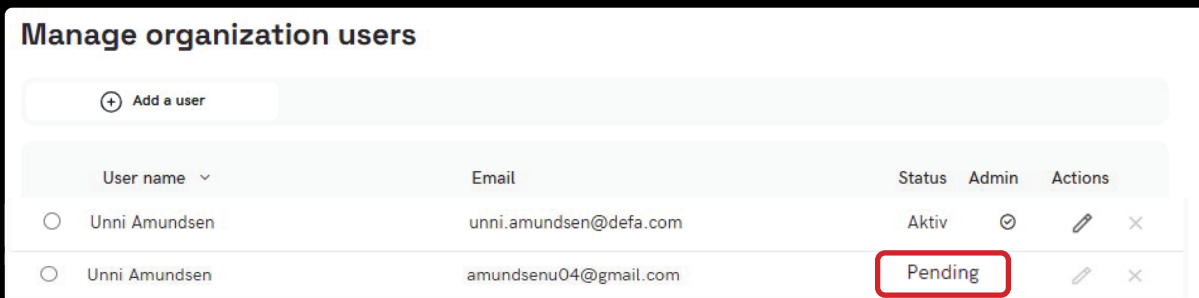
You can easily add new users to your organization\* in the ProShop:



- Go to DEFA ProShop: <https://proshop.defa.com> and log in to your account.
- Click the  icon in the header and choose 'Add new user'
- Fill in the name and email address of your colleague(s):

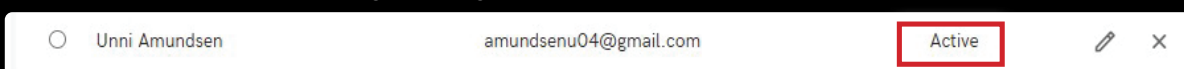


- The name you added will appear in the overview of your organization users.
- Inform your colleague that they can get access to the ProShop if they set up their account.



## What the new users need to do:

- Go the DEFA ProShop: <https://proshop.defa.com>, click on the banner 'Already partner' og 'Login'
- Under 'Is this your first time you logging in?' and click the red button.  
Enter their name and email address.
- A verification code will be sent to the email address (check spam) and needs to be added.  
Make a personal password, and sign up.
- **The new user will appear among your organization users as 'Aktiv' in your account:**



\*If you are a MultiAccount organization, you need to send an email to [webshop@defa.com](mailto:webshop@defa.com) to add new users.

## Any questions?

Contact your DEFA sales manager or email: [proshop@defa.com](mailto:proshop@defa.com).

