
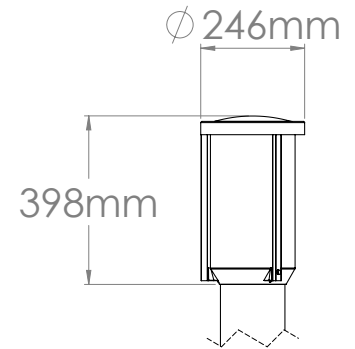


# Helena Bollard G2



Helena Bollard – decorative fitting in a Nordic design



## Description

Decorative park fitting for installation on a short pole. Helena bollard is a top fitting and requires an additional pole and mounting kit. The fitting is delivered in grey, RAL 7035 as standard. Housing and base is made of die-cast aluminium top cover in hot galvanized steel, rods of aluminium. Diffuser in UV- and vandal resistant polycarbonate. The reflector shield is made of aluminium, painted in white.

## Application areas

Footpaths, entrances, parks, parking area etc.

## Mounting

Foundation for base mounting.

## Installation

Supplied with 1m 3x1,5mm<sup>2</sup> cable. Fuse block can be mounted through a hatchway on the pole.

## Others

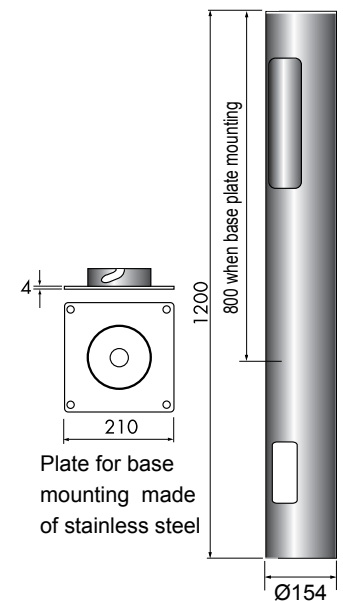
CLO - Constant Light Output as standard. Also available as Park fitting.

## Fittings (pcs) each circuit

10-B	10-C	16-B	16-C
18	29	28	45

## LED unit

Colour index	Ra>80
Colour tolerance MacAdam:	3 SDCM
Life time L80B10:	100 000 h



DEFA no.	Type	Diffuser	Light source	lm fitting	lm/W	Weight
127688	Helena Bollard G2	Clear	21W 840	1613	77	6,2 kg
127689	Helena Bollard G2	Opal	21W 840	2478	118	6,2 kg
127690	Helena Bollard G2	Clear	21W 830	1539	65	6,2 kg
127691	Helena Bollard G2	Opal	21W 830	2370	113	6,2 kg
Accessories:						
115869	Bollard pole with hatch H 800mm f. park foundation					6,2 kg
117421	Bollard pole without hatch H 800mm f. park foundation					9,1 kg