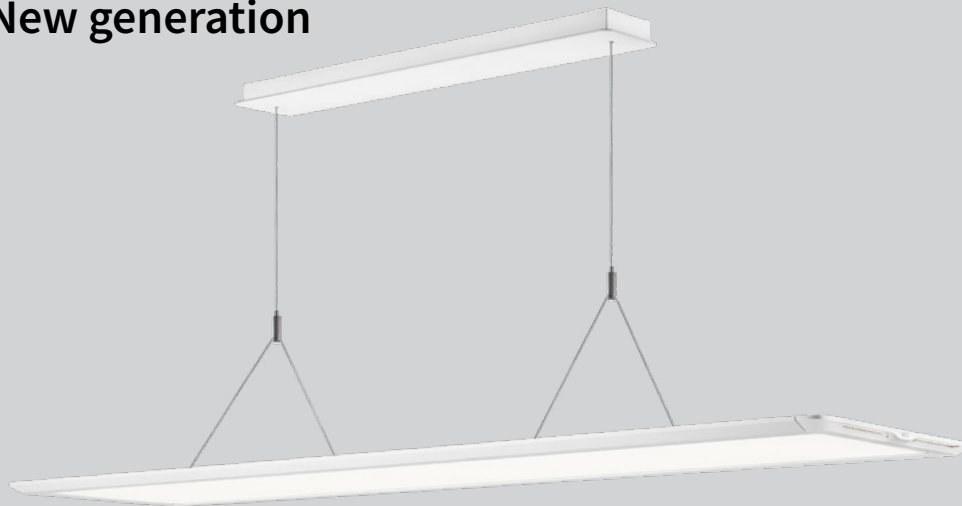


# Ledge® Suspended



## New generation

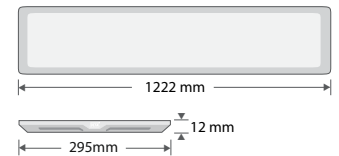


Ledge – light floating in the room  
Now 30% more efficient

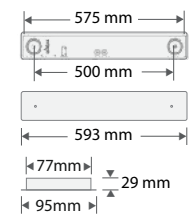
“Less is more” - design developed based on the technology of tomorrow!  
With the Edge-lit technology Ledge obtain homogeneous lighting, with an optics giving very low glare. The discreet design intensifies its surroundings without interfering with the interior of the room



### Fitting



### Control module



### Description

Suspended interior fitting for LED with the Edge-lit technology. The clear version is fully transparent when the light is turned off, when light is on it seems like the fitting is disappearing in the room. You find Ledge with different light distributions, Ledge Clear with 40/60% up/down light (ID46). Ledge Opal with 60/40% up/down light (ID64). The power supply comes through the wires, PowerOverWire, no cables, giving a discreet and clean installation. Side of fitting in extruded aluminium, end caps in a composite material. High quality optics in clear or opal acrylics (PMMA). Frame and control module powder painted structure paint, white RAL 9016.

### Application areas

Office, meeting facilities, shop, school, homes

### Installation

The fitting is delivered with 2,5m cable and plug. DALI version with 2,5m 5-pole cable without plug.

### Mounting

The wire suspension is delivered mounted on the fitting. An arrangement for quick adjustment of height is placed down by the fitting. The Control module can easily be placed in a system ceiling (T-profil) or fixed directly in the ceiling.

### Control gear

All light technical components are placed in the Control module, with HF driver for on/off and switch-dim versions or digital driver for the dimmable DALI version, even prepared for touch-dim.

### Wireless control

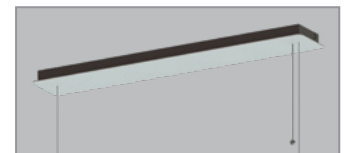
Ledge is available with Casambi wireless App control integrated in the control module. See Homepage for detailed information.

Fittings each circuit 16-B 19 pcs. - DALI 13 pcs.


Colour index Ra	>80
UGR	<19
Colour tolerance MacAdam	<3
Life time	L80B50 100.000 h



Control module with all electro technical components



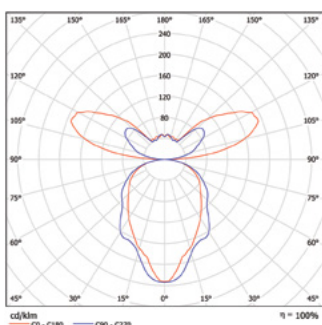
Control module with cord switch for dimming (SWD)



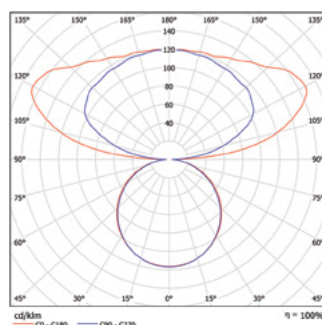
End cap in a slim and elegant design with an interesting light effect



Ceiling adapter making it possible to place Ledge as wanted in the ceiling



Ledge clear



Ledge opal

# Ledge® Suspended



DEFA no.	Type	Optics	Light source		lm. fitting	lm/W	Control	Weight
125263	Ledge suspended	Opal	44W	3000K	5790	132		4,8 kg
125152	Ledge suspended	Opal	44W	3000K	5790	132	DALI	4,8 kg
125265	Ledge suspended	Opal	44W	4000K	6123	139		4,8 kg
125267	Ledge suspended	Opal	44W	4000K	6123	139	DALI	4,8 kg
125268	Ledge suspended	Klar	53W	3000K	6014	115		4,8 kg
125270	Ledge suspended	Klar	53W	3000K	6014	115	DALI	4,8 kg
125271	Ledge suspended	Klar	51W	4000K	6234	123		4,8 kg
125273	Ledge suspended	Klar	51W	4000K	6234	123	DALI	4,8 kg
125274	Ledge suspended	Opal	44W	3000K	5790	132	SWD	4,9 kg
125276	Ledge suspended	Opal	44W	4000K	6123	139	SWD	4,9 kg
125277	Ledge suspended	Klar	53W	3000K	6014	115	SWD	4,9 kg
125278	Ledge suspended	Klar	51W	4000K	6234	123	SWD	4,9 kg
125279	Ledge suspended	Opal	44W	3000K	5790	132	CASAMBI	4,9 kg
125281	Ledge suspended	Opal	44W	4000K	6123	139	CASAMBI	4,9 kg
125282	Ledge suspended	Klar	53W	3000K	6014	115	CASAMBI	4,9 kg
125283	Ledge suspended	Klar	51W	4000K	6234	123	CASAMBI	4,9 kg

SWD - Dimming function via cord switch in the control module

Accessories:

- 119312 Ledge ceiling adapter
- 120449 Remote control Casambi Xpress

## Casambi

Ledge are available with Casambi wireless App control integrated in the control module.

The fitting can then be controlled by switch, smart phone or tablet. See [www.defa.com](http://www.defa.com) for more detailed information.



Casambi Xpress - remote control



### Optimized light

- High luminous efficiency - lm/W
- Extremely low glare - UGR <19
- Colour temperature 3000K - 4000K
- Clear version with 40/60% up/down light
- Opal version with 60/40% up/down light



### Energy efficient with long life time

- Optimized Edge-lit technology
- High quality LED - 100.000 hr
- Optimal cooling and operation time
- High output ration



### Easy and quick installation

- Suspension without cable
- Power supply through wire suspension
- Height adjustments down by the fitting
- Ceiling box contains all technical details



### Discreet design

- Only 12 mm building height
- Fitting floating in the room without disturbing the interior design
- Clear version completely transparent