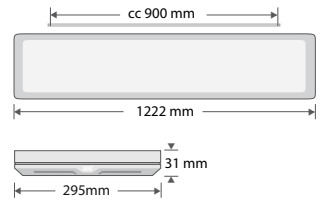


# Ledge® Surface



Ledge – surface mounted interior fitting for LED with Edge-lit technology.

“Less is more” - design developed based on the technology of tomorrow!  
With the Edge-lit technology Ledge obtain homogeneous lighting, with an optics giving very low glare.

## Description

Surface mounted interior fitting for LED with Edge-lit technology. Side of fitting in extruded aluminium, end caps in a composite material. Microprismatic optics, clear (PS). The body is powder painted structure paint, white RAL 9016.

## Application areas

Corridor, shop, school etc...

## Mounting

Separate mounting plate for easy mounting. The fitting is hinged on to the mounting plate connected through a plug-in connector and installed in place by click-in without need of any toolings.

## Installation


The fitting is supplied with a quick connector, 5-pole terminal block, DALI version with 7-pole terminal block.

## Control gear

All electro technical componens are installed on to the mounting plate, with electronic driver for the on/off version or digital DALI driver for the dimmable version. Prepared for touch-dim.

Fitting each circuit - 16A	B	C
48W	19 pcs	31 pcs
48W DALI	24 pcs	39 pcs
57W	19 pcs	31 pcs
57W DALI	24 pcs	39 pcs

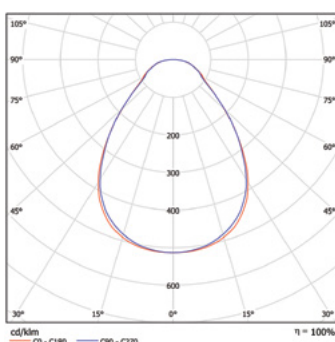
Colour index Ra	>80
UGR	<19
Colour tolerance MacAdam	3
Life time	L80B10 100.000h



“Click-in” mounting without use of tools.




End cap in a slim and elegant design with an interesting light effect.



# Ledge® Surface



DEFA nr.	Type	Light source		Im fitting	lm/W	Control		Weight
119702	Ledge Surface	48W	3000K	4474	94			6,1 kg
119631	Ledge Surface	48W	3000K	4474	94	DALI		6,1 kg
119703	Ledge Surface	48W	4000K	4644	97			6,1 kg
119701	Ledge Surface	48W	4000K	4644	97	DALI		6,1 kg
120850	Ledge Surface	57W	4000K	5529	97			6,1 kg
121566	Ledge Surface	57W	4000K	5529	97	DALI		6,1 kg
122194	Ledge Surface	48W	3000K	4644	97		Superlock	6,1 kg
122273	Ledge Surface	48W	3000K	4644	97	DALI	Superlock	6,1 kg
122275	Ledge Surface PIR	48W	3000K	4644	97	OnOff	Superlock	6,1 kg



### Optimized light - Energy efficient - long life time

- High luminous efficiency - lm/W
- Extremely low glare - UGR <19
- Colour temperature 3000K - 4000K
- Optimized Edge-lit technology
- High quality LED – 100.000 hr
- Optimal cooling and operation time

### Discreet design - easy and quick installation

- Only 31 mm building height
- Separate mounting plate
- Pre installed with quick connectors between fitting and mounting plate
- "Click-in system" – the fitting is installed

